

New Lifts

advance



inox



elegance



plus



CARS

Finishes

advance



Melamines

elegance



Laminates

inox



Stainless steel


plus




Glass

CAR WALLS

PVC



PVC high



Rubber



Rubber, circle pattern



Chequered aluminium




Chequered stainless steel




FLOORS

Polycarbonate



Solid Polycarbonate



Glass




MIRRORS

White



Smoked



LIGHTING

Trims for frames, landing and car doors, false ceiling and control panel made from any of the following



TRIMS

Accessories


Modular panels



Full panel



Concave panel



LIGHTING

Convex panel



Asymmetrical panels




HANDRAILS

Lacquered aluminium



Curved steel tube



Stainless steel



CONTROL PANEL AND INDICATORS

Car



7-segment display



Dot matrix display



LCD



Arrows



With Braille marks



Without Braille Marks



Key-operated



Landing



Universal



Up/Down collective



Key-operated switch